


Desktop Digital Thermostat Soldering

www.kphstore.com



PRODUCT FEATUERS

Applicable To All Kinds Of Wire, Circuit Board Soldering

Double Digital Display, Temperature -600 Degrees Can Be Free To Design

Choose Lead-free Tin Pot Imported Pure Titanium Plates Welded Together, After After The High Temperature Anti-corrosion Plates Welded Together Resistance To Moderate Anti Corrosion Performance.

Temperature Control Part Adopts Intelligent, Microcomputer Pid Chip, With A

Key Self-tuning And Preservation Of Function Trigger Control Temperature Smooth Energy Saving


The Ceramic Heating Body Quality , Can Be Long-term In A 600 Degree High

Working Temperature .



Desktop Stove

Model	KPH-1010
Rated Power	500
Temperature Range	0-450/600
The Amount Of Molten Tin	3.5
Appearance Size	360*210*110
A Tin Pot Size	100*100*45



Desktop Stove

Model	KPH-1510
Rated Power	900
Temperature Range	0-450/600
The Amount Of Molten Tin	4.7KG
Appearance Size	410*205*110
A Tin Pot Size	150*100*45



Specification

Micro Soldering Pot Product Characters

- ◆ Using the military-grade titanium pot, Anti-corrosion, high temperature resistance, and longer service life
- ◆ Apply to soldering small size PCB . Adjusting the temperature from 200-450 .
- ◆ Operating simply, energy saving.

Model	KPH11C	KPH 21c	KPH31C	KPH41C
Temperature control range	200-450°C			
Inner diameter	φ38mm	φ50mm	φ80mm	φ100mm
Melting time	3-8min			
Melting capacity	300g	500g	1600g	2300g
Power	150W	200W	250W	380W
Power supply	AC 220V ±10% 50HZ			
Outline size	170X95X85mm	185X105X85mm	225X140X75mm	225X140X75mm


Desktop Stove

Model	KPH - 1814
Rated Power	1200W
Temperature Range	0-450/600
The Amount Of Moiten Tin	8KG
Appearance Sixe	450-250*110
A Tin Pot Size	180*140*45




Desktop Stove

Model	KPH -2015
Rated Power	1500W
Temperature Range	0-450/600
The Amount Of Moiten Tin	11.3KG
Appearance Sixe	450-250*110
A Tin Pot Size	200*150*45



Desktop Stove

Model	KPH -2516
Rated Power	1800W
Temperature Range	0-450/600
The Amount Of Moiten Tin	15.1KG
Appearance Sixe	540-285*110
A Tin Pot Size	250*160*45



Desktop Stove

Model	KPH -2820
Rated Power	12000W
Temperature Range	0-450/600
The Amount Of Moiten Tin	20.2KG
Appearance Sixe	540-287*110
A Tin Pot Size	250*160*45

